

# DISCOVERING HUMBOLDT PARK

## JUNIOR PARK RANGER PROGRAM

AGES 5, 6 AND 7 YEARS OLD



NAME: \_\_\_\_\_

DATES I VISITED HUMBOLDT PARK: \_\_\_\_\_

\_\_\_\_\_

## Have fun....Explore your park....Earn a patch!!

As you tour your park this booklet has 10 exciting things you can do to learn about Humboldt Park.

As you complete the activities check them off.

When you have completed 7 of the 10 you can earn a special JUNIOR PARK RANGER PATCH.

- Park Map-Learn about history of park and boundaries.
- Baseball Field-Learn about America's sport.
- Chalet-Discover music on Tuesday nights at our chalet.
- Lagoon-Home to many plants and animals.
- Lily Pond-Look for Frogs and Turtles.
- Playground-Build your muscles and have fun.
- Trees-Your Park has many types of trees.
- Birds-Discover our feathered friends who live in the park.
- Shapes Hike-There are many shapes in nature-How many can you find?
- Insects-Track down some of Nature's smallest creatures.

### BONUS

- 4<sup>th</sup> of July Celebration-Celebrate our nation's birthday in our park.

To complete this booklet you will need to bring a pencil, crayons and a clip board every time you and your parent visit Humboldt Park.

Take as much time as you need to do the activities.

Look on the last page on how to get your JUNIOR PARK RANGER PATCH!

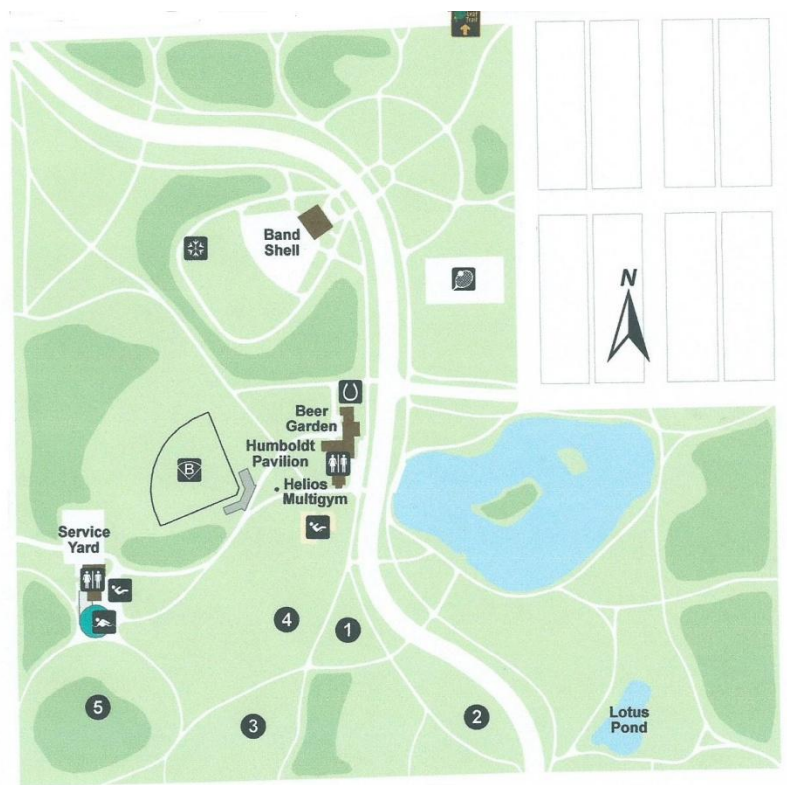
# A SHORT HISTORY OF OUR PARK

Humboldt Park is one of six parks created when the city of Milwaukee established a Parks Commission in 1890. The park was originally named South Park and opened to the public in 1891. Its original 45 acres were completely fenced in. In 1900, the park was renamed Humboldt Park in honor of Friedrich Wilhelm Heinrich Alexander von Humboldt, a Prussian geographer and naturalist who did extensive work on botanical geography.

The World War One memorial, located just west of the lily pond, was dedicated in 1921 honoring soldiers of Bay View who died in the war between 1917 and 1918. Additional land was acquired in 1922 bringing the park to its current size of roughly 71 acres.

Two landmarks were constructed by the WPD during the Great Depression: the current farmhouse style pavilion and the original Art Deco style band shell. Unfortunately in 1975 the original band shell fell victim to arson and was destroyed by fire. As result, the current Swiss chalet bandshell was built and dedicated in 1977.

## NAME THE STREETS THAT FORM THE BOUNDARIES OF YOUR PARK.



Be careful when you cross the streets to come to the park. Look both ways and cross at intersections.

# KEN KELTNER BASEBALL FIELD

Humboldt Park has a baseball field that is used during the spring and summer. It is a regulation fast pitch hard ball field. The bases are 90 feet apart.

The field is named for Ken Keltner (October 31, 1916 - December 12, 1991) an American professional baseball player. He played almost his entire Major League Baseball career as a third baseman with the Cleveland Indians, until his final season when he played 13 games for the Boston Red Sox. He batted and threw right-handed. Keltner is remembered for being one of the best fielding third basemen in the 1940s and for helping to end Joe DiMaggio's 56-game hitting streak on July 17, 1941. Born in Milwaukee, Wisconsin, Keltner began his professional baseball career in 1936 playing for his hometown team, the Milwaukee Brewers, then a minor league team.

Pretend you are batting and hit the ball. See how fast you can run from home plate to first base. Then see if you can run around all the bases for a HOME RUN!

Check off the activities as you do them to finish these requirements for your Junior Park Ranger Patch::

- Run from home to first base.
- Run around the bases for a home run.
- Play catch with someone.

# HUMBOLDT PARK CHALET

Originally your park had a band shell which was built in the 1930's.



Unfortunately in 1975 the original band shell fell victim to arson and was destroyed by fire. As result, the current Swiss chalet was built and dedicated in 1977.

The Humboldt Park Chalet is the place to be on Tuesday nights during the summer when the Bay View Neighborhood Association sponsors *CHILL ON THE HILL*. Featured is different music every Tuesday.

Have you ever attended a *CHILL ON THE HILL*?

Can you draw a picture of the current Chalet below?

# LAGOON


The main lagoon provides a natural center point to Humboldt Park. There are two islands in the lagoon. The lagoon is stocked with fish each year. Fishing licenses are required for adults.

In our lagoon you can watch many birds and animals. Take a hike around the lagoon and note what birds, animals and plants you see in and near the lagoon. Be careful, don't venture too near the edge otherwise you might slip in.


Have you ever fished in the lagoon? If not maybe you and your parents could see if you can catch a fish.

In the squares below list what you see on your hike around the lagoon.


Birds




Animals



Plants



Insects





# LILY OR LOTUS POND

Between the lagoon and Oklahoma, east of the War Memorial is our park's Lily Pond. Sometimes it is referred to as the Lotus Pond. There are many plants and animals which live in and around this small pond.

Turtles and frogs are quite often seen in this pond. Dragonflies are seen flying over the pond looking for mosquitoes which they eat. So remember never kill a dragonfly, they are our friends as they eat mosquitoes.

Color the animals and insects you see in the pond.



# PLAYGROUNDS

Humboldt Park has two playgrounds for children to play on. Near the wading pool is a smaller playground designed for younger children. South of the Pavilion is the larger one for older children. Both feature many different activities to keep children busy.

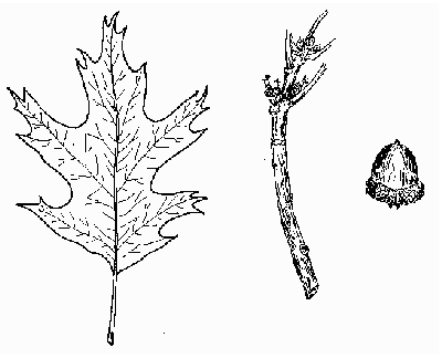
Playgrounds help to build muscles in children and are designed for fun.

Take some time to have fun on one of these playgrounds and then draw a picture below of your favorite piece of playground equipment.

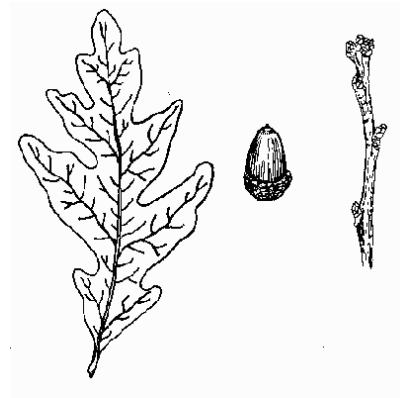


# HUMBOLDT PARK TREES

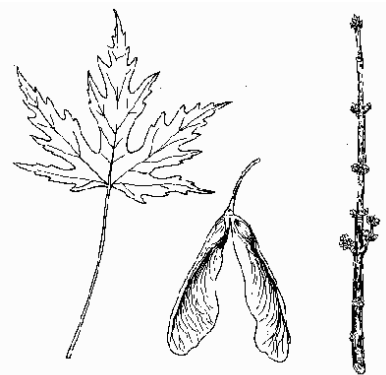
There are many different types of trees in your park. As you tour the park see how many trees you can identify. The easiest way to identify trees is by their leaves. See if you can find the trees listed below and then see if you can find other trees in the park.



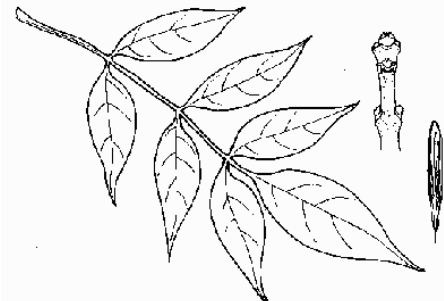
Red Oak Tree



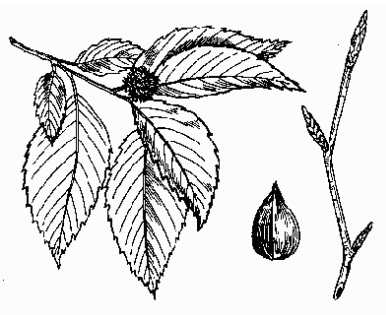
White Oak Tree



Silver Maple



Ash Tree



Beech Tree












Ginkgo Tree

# BIRDS OF HUMBOLDT PARK

There are many types of birds which live in or travel through Humboldt Park. With your parent see how many you can find and identify.

Listen as you hike through the park to hear the different sounds and calls the different types of birds make. Sometimes you can even hear a woodpecker or nuthatch as they drill into a tree looking for food.

As you find birds check off what they are doing and see if you can get a Tic Tac Toe on the pictures below by getting three in a row, up, down, sideways or diagonally.

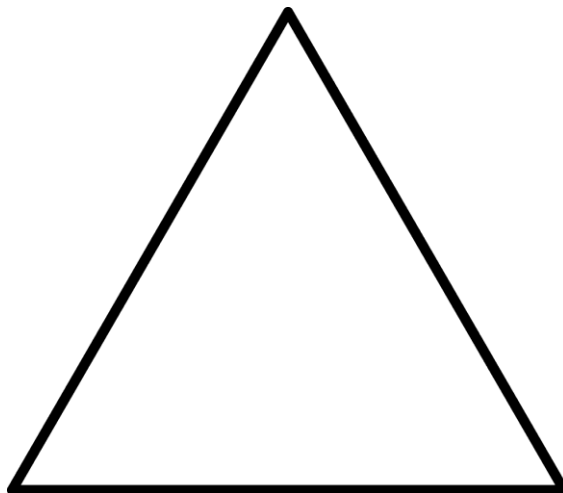




<input type="checkbox"/> singing 	<input type="checkbox"/> perching 	<input type="checkbox"/> eating 
<input type="checkbox"/> swimming 	<input type="checkbox"/> climbing a tree 	<input type="checkbox"/> wading in the water 
<input type="checkbox"/> taking a bath 	<input type="checkbox"/> hopping 	<input type="checkbox"/> flying 

# TAKE A WILD SHAPE HIKE

Look around your park as you take a shape hike. Look for the shapes which occur in nature and the shapes which are manmade in the park.

Have your parent write in each shape the items you find with those shapes.

Remember on every hike you take in the park to leave what you find so someone else can enjoy those things. Especially do not try to capture animals or pick plants in the park.



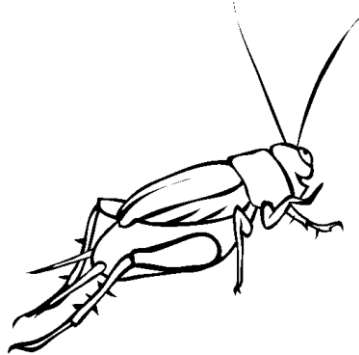
# INSECTS OF HUMBOLDT PARK

Insects are invertebrates. Their bodies are clearly divided into a head, a thorax, and abdomen. They also have three pairs of jointed legs and usually two pairs of wings.

Below are some of the insects you might see in the park.



Dragonfly



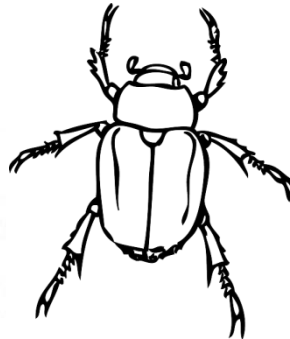
cricket



firefly



Hornet



June Bug



Fly

Remember insects have a head, thorax, abdomen, two antennae, two eyes and six legs. Draw an insect of your design below.

# 4<sup>th</sup> of JULY CELEBRATION

Humboldt Park has the oldest and best 4<sup>th</sup> of July Celebrations in any of the County Parks. Thanks to a group of dedicated volunteers, your park has a parade, children's games, contests, entertainment and the best fireworks display on the 4<sup>th</sup> in the county.

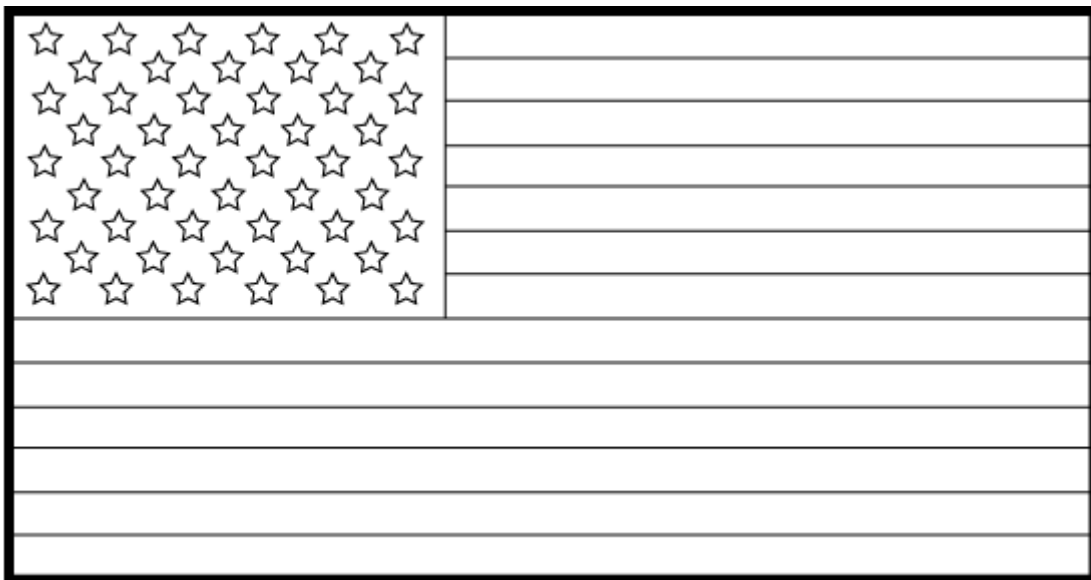
Have you ever marched in the parade?                      Yes              No

Have you entered one of the contests?                      Yes              No

Have you enjoyed the fireworks?                      Yes              No

You and your family are invited to enjoy the festivities on the 4<sup>th</sup> of July with us at Humboldt Park.

Color the United States Flag.



If your family would like to help organize the 4<sup>th</sup> of July Celebration, please come to a meeting on the committee on the first Wednesday of each month January to July at 7:00 PM in the Park Pavilion.

# LAST REQUIREMENT AND PLEDGE

The last requirement to become a Humboldt Park Junior Park Ranger is to help keep our park clean. You and your parent must spend some time to clean up our park. You need to pick up 25 or more pieces of trash from the ground in our park. When you have completed this project, sign and date below.

ON \_\_\_\_\_ I CLEANED UP MY PARK AND PICKED UP 25  
PIECES OF TRASH.

---

SIGN YOUR NAME HERE

Now all you have to do is to bring this booklet and a parent to a meeting of Humboldt Park Friends on the first Thursday of each month at 7:00 PM in the pavilion or at any Humboldt Park Friends event. (See HPF website for a list of events.) After you take the pledge you will receive your patch.

This is the pledge you will take:

**As a Junior Park Ranger, I promise to explore our park, help keep it clean and help preserve and protect Humboldt Park so future generations can enjoy the park.**

This program sponsored by Humboldt Park Friends. For more information about HPF visit <http://www.humboldtparkmilwaukee.org/> or email us at [info@humboldtparkmilwaukee.com](mailto:info@humboldtparkmilwaukee.com)

Thank you.

## Program Feedback

Thank you for completing the Humboldt Park Junior Ranger Program! Your feedback will help us continually improve this program for future participants. Please turn in this short survey when your Junior Park Ranger is sworn in.

Which program did your child complete?

Junior Park Ranger (ages 5-7)

Senior Park Ranger (ages 8-10)

How many visits to the park did it take to complete the program?

Was the skill level required appropriate for the age of your child?

Yes, the skill level was right on

No, the skill level was too easy

No, the skill level was too hard

Were there certain attributes or areas of the park that should have been covered in the program, but were not?

Do you have any recommendations for future activities to include in the packet?

Before participating in this program, how often did you visit Humboldt Park?

Daily

Weekly

Monthly

Not often

Never